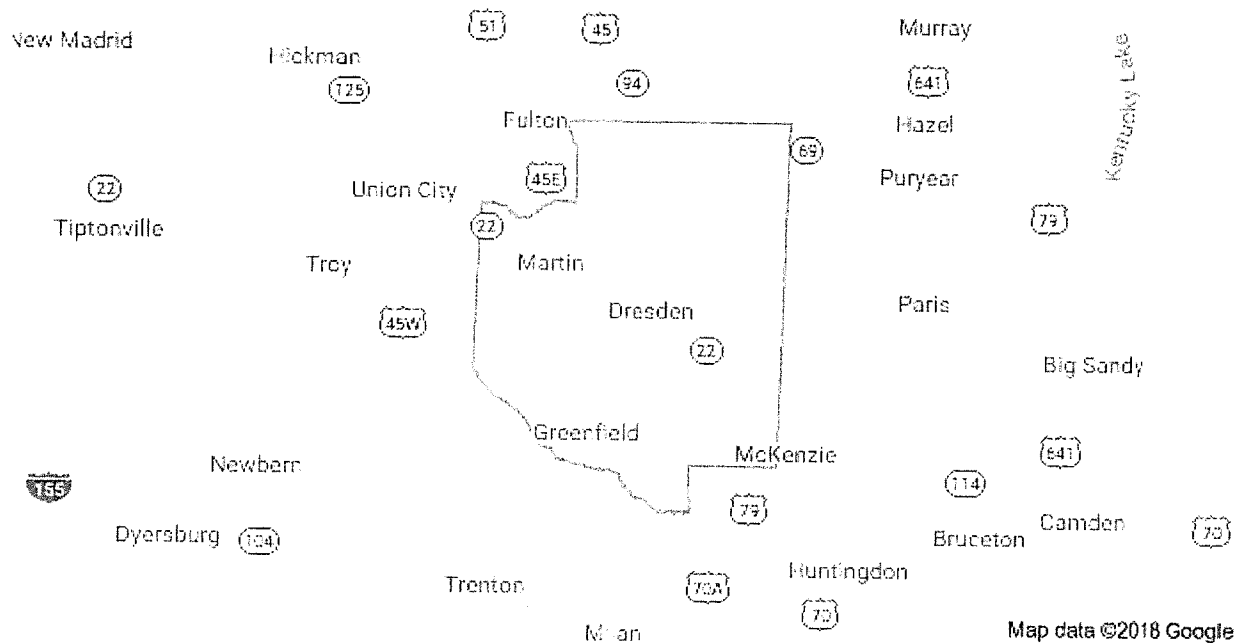


Community Health Needs Assessment

Dyer County, Tennessee



Conducted by:

Jackson-Madison County General Hospital

Department of Business Development and Planning

Dawn Harris and Victoria S. Lake

September 2018

In fulfillment of the requirements of the Patient
Protection and Affordable Care Act Pub.L. No.111-148,
124 Stat. 119, enacted March 23, 2010

**RESOLUTION OF THE BOARD OF TRUSTEES
OF
JACKSON-MADISON COUNTY GENERAL HOSPITAL DISTRICT
AND
CAMDEN GENERAL HOSPITAL, INC.
AND
BOLIVAR GENERAL HOSPITAL, INC.
AND
MILAN GENERAL HOSPITAL, INC.
AND
DYERSBURG HEALTH
AND
MARTIN HEALTH
AND
PATHWAYS OF TENNESSEE, INC.**

COMMUNITY HEALTH NEEDS ASSESSMENT APPROVAL

WHEREAS, the Patient Protection and Affordable Care Act, enacted March 10, 2010, required public and not-for-profit hospitals to perform a Community Health Needs Assessment for each hospital; and

WHEREAS, the staff of the District has conducted such an Assessment and prepared the report as required for each of its hospitals; and

WHEREAS, the Assessments were prepared in accordance with IRS rules and regulations as amended; and

WHEREAS, the Board finds that the Assessments substantially meet the requirements of the of the Patient Protection and Affordable Care Act and the IRS rules and regulations as amended, and that the Implementation Strategies set forth in the Assessments shall be implemented in accordance with Management recommendations.

NOW, THEREFORE, BE IT RESOLVED, that the Community Health Needs Assessments given to the Board are approved and adopted.

ADOPTED, this the 30th day of October, 2018.



DANNY WHEELER, CHAIRMAN

Exhibit 02

Table of Contents

Executive Summary

Final Report

Introduction	2
Description of the Community Health Needs Assessment Update Process	3
Implementation Strategies	5
Conclusion.....	8

Attachments

Attachment A	Secondary Data
Attachment B	Health Council Brochure and Minutes

Dyer County Community Health Needs Assessment
2018 Update

Executive Summary

Under the leadership of Jackson-Madison County General Hospital a community health needs assessment of Dyer County, Tennessee was conducted. This was completed in fulfillment of the requirements of the Patient Protection and Affordable Care Act Pub.L. No.111-148, 124 Stat. 119, enacted March 23, 2010. The community health needs assessment update process was a blending of Dyer County Health Council top health priorities and implementation strategies, and secondary data on the actual extent of particular health issues.

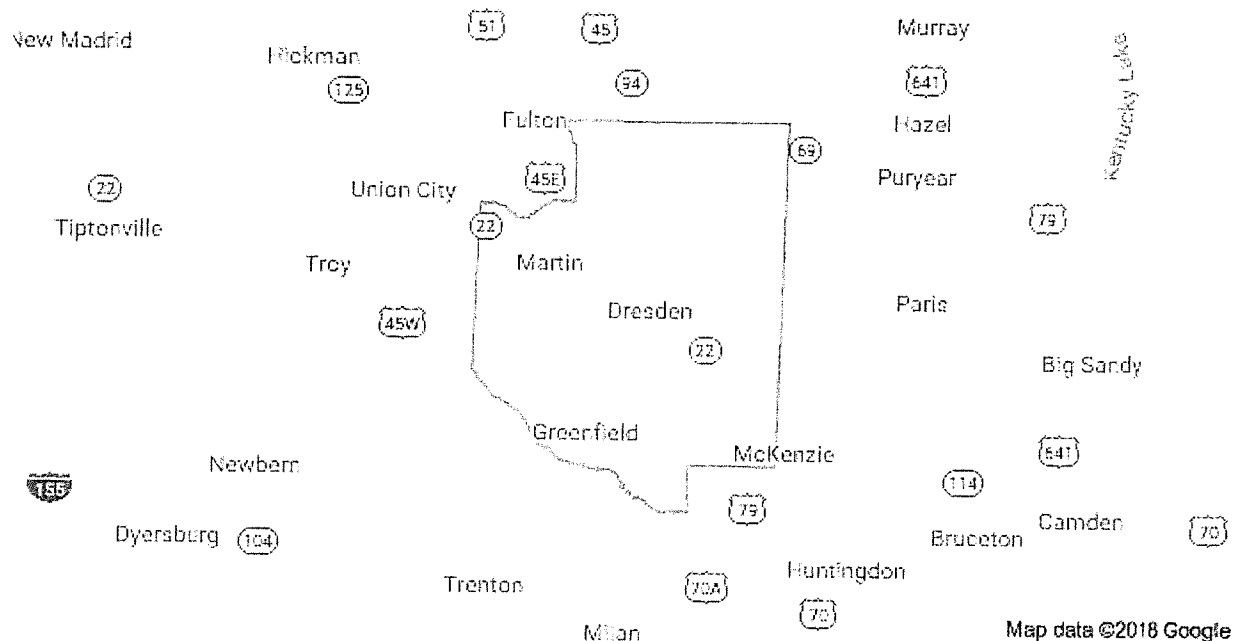
The mission of the Community Health Needs Assessment is to evaluate and improve the health status and wellbeing of the residents of Dyer County, Tennessee with an emphasis on preventive measures.

The first stage of the Update process involved gathering secondary data from multiple sources including the Tennessee Department of Health, County Health Rankings and Roadmaps, Tennessee Department of Economic & Community Development, Behavioral Health County and Region Services Data Book, NIBRS, TN PRISM, Traumatic Brain Injury Program, and the National Institute of Mental Health. The second step in the Community Health Needs Assessment Update process consisted of reviewing priorities and implementation strategies developed by the Dyer County Health Council.

The Dyer County Health Council identified three priority health issues: Obesity, Teen Pregnancy/Substance Misuse, and Tobacco. Several goals, objectives, and implementation strategies were identified to address these health issues that emphasize screenings, education and collaboration with other community agencies with the purpose of easing the burden of health disparity for the Dyer County community.

Community Health Needs Assessment

Dyer County, Tennessee



Conducted by:

Jackson-Madison County General Hospital

Department of Business Development and Planning

Dawn Harris and Victoria S. Lake

September 2018

In fulfillment of the requirements of the Patient
Protection and Affordable Care Act Pub.L. No.111-148,
124 Stat. 119, enacted March 23, 2010

Introduction

Under the leadership of West Tennessee Healthcare Dyersburg Hospital and the Dyer County Health Council, a Community Health Needs Assessment Update of Dyer County, Tennessee was conducted. This was completed in fulfillment of the requirements of the Patient Protection and Affordable Care Act Pub.L. No.111-148, 124 Stat. 119, enacted March 23, 2010; and Department of the Treasury Internal Revenue Service 26 CFR Parts 1, 53, and 62 *Additional Requirements for Charitable Hospitals; Community Health Needs Assessments for Charitable Hospitals; Requirements of a Section 4959 Excise Tax Return and Time for Filing the Return.*

The community health needs assessment update process was a blending of Dyer County Health Council top health priorities and implementation strategies, and secondary data on the actual extent of particular health issues.

West Tennessee Healthcare Dyersburg Hospital was acquired by the Jackson-Madison County General Hospital District in 2018 with 225 licensed beds of which 120 are in service. The Hospital is a member of the American Hospital Association, the Tennessee Hospital Association, and is accredited by The Joint Commission. West Tennessee Healthcare Dyersburg Hospital has been approved by the U.S. Department of Health and Human Services for participation in Medicare and Medicaid Programs. The service area is Dyer, Lake, and part of Obion County.

The Hospital offers a range of medical, diagnostic and surgical services including 24-hour emergency care, an intensive care unit and a renovated obstetrics unit. Services include Cardiac Care, Diagnostic Imaging, Emergency Department, Family Medicine, GI/Endoscopy Services, Laboratory Services, Neurology Services, Orthopedic Services, Pediatrics, Physical Therapy, Rehabilitation Services, Sleep Disorder Center, Speech Therapy, Surgical Services, Telemedicine, Urology, Women's Health, and Wound Care.

The designated “community” for the needs assessment is Dyer County, Tennessee. Dyer County is located in the rural Northwest Tennessee approximately 80 miles northeast of Memphis and 175 miles northwest of Nashville on the Mississippi River. The 2017 population is 37,463 and is comprised of 82.4 percent Caucasian, 13.5 percent African American, and 4.1 percent Other races. According to the Tennessee Department of Economic & Community Development (2018), 18.6 percent of the population is below the Federal poverty level. The personal income per capita is \$38,195. The population under 65 years of age represents 84 percent while the over age 65 population is 16 percent. The high school graduation rate is 96.3 percent; 28.7 percent have an Associate Degree or higher and 19.9 percent have a Bachelor Degree or higher.

Dyer County has a wide range of industries that employ individuals living in and around the county. Advanced manufacturing and government are the county’s key industries followed by healthcare. The top employers of Dyer County are Electric research and Manufacturing Cooperative, Inc. (700 employees); NSK Steering Systems America, Inc. (650 employees); Hillshire Brands (600 employees); Dyer County Board of Education. (500 employees); Wal Mart Stores, Inc. (400 employees); HEXPOL Compounding, LLC (400 employees); West Tennessee Healthcare Dyersburg Hospital (400 employees); Dyersburg City Schools (400 employees); City of Dyersburg (400 employees) and Dyersburg State Community College (250 employees).

The county seat of Dyer County is Dyersburg, Tennessee. The City of Newbern, City of Trimble, Dyer County Government, and the Dyer County School System are located within the county. The public school system has eight schools and serves approximately 3,748 students.

Description of the Community Health Needs Assessment Update Process

The mission of the Community Health Needs Assessment is to evaluate and improve the health status and wellbeing of the residents of Dyer County, Tennessee with an emphasis on preventive measures.

The first stage of the Update process involved gathering secondary data from multiple sources including the Tennessee Department of Health, County Health Rankings and Roadmaps, Tennessee Department of Economic & Community Development, Behavioral Health County and Region Services Data Book, NIBRS, TN PRISM, Traumatic Brain Injury Program, and the National Institute of Mental Health. This data is presented in **Appendix A**.

The second step in the Community Health Needs Assessment Update process consisted of reviewing priorities and implementation strategies developed by the Dyer County Health Council. A Health Council brochure, meeting minutes, and a cross section of implementation program brochures are in **Appendix B**. The final stage consisted of reviewing the two sets of data and final report production.

Dyer County Health Council

The Dyer County Health Council is organized under the auspices of the State of Tennessee Department of Health, and is composed of community members who represent diverse spectrums of Weakley County as well as staff from the local and regional health departments.

The Dyer County Health Council is comprised of representatives from area agencies, faith and community-based organizations; schools; colleges; universities; local government; health care providers; businesses; as well as other individuals who work collectively to improve health outcomes in the count. The council's goals are accomplished through regular meetings, strategic planning, identification of resources, and the work of subcommittees that focus on specific health issues (Health Council brochure, 2018).

Members of the Dyer County Health Council include:

Kristen Bird, Chair

Katelynn Newsome

Emily Oswald

Lisa Traverse

Robyn Burns

Nancy West

Penny Hensley

Alex Barnes

Lynnsey Park

Sherry Webb

Debbie Abel

Dana Cobb

The Dyer County Health Council meets on a quarterly basis to develop and implement strategies to address the health priorities of the county. The Council goes through a structured process to select county priorities and adopt strategies to improving health outcomes. Priorities are selected for a period of 2 - 3 years with the last priority selection occurring in 2016. Through this process, the Dyer County Health Council identified three priority health issues:

1. Obesity
2. Teen Pregnancy/Substance Misuse
3. Tobacco

Implementation Strategies

Several goals, objectives, and implementation strategies were identified to address the three health issues selected. The strategies emphasize screenings, education and collaboration with other community agencies.

Obesity

Over 275 students have participated in run clubs. Choctaws across Tennessee walking competition concluded with 20,748 miles completed. Finley Elementary School participated in yoga classes and Holice Powell Elementary School partnered with the Dyer County Health Department to provide Go Girl Go curriculum to 17, 4th and 5th grade students. Water bottle refill stations have been installed at Finley Elementary during the summer. Over 100 employees completed the 10k step challenge with an average of 10,084 steps per day. A total of 42,639,868 steps were taken during the 5-week event.

Dyer County participates in the National Physical Fitness and Sports month in May to promote adult physical activity for 30 minutes per day. Through collaboration between UT Extension and

the Dyer County Health Department *Food Fiesta* was offered to 45 students at Dyersburg Primary School. This program taught students about the five food groups, hand washing, heart health, and sampled food from a rainbow of colors.

Dyer County has been awarded the distinction of being a Healthier Tennessee Community. Healthier Tennessee is a program initiated through the Governor's Foundation for Health and Wellness. The program focuses on providing support and resources for Tennesseans to live healthier lives by being physically active, consuming healthier foods, and reducing use of tobacco products.

★ Recognized

Healthier Communities		
EAST	MIDDLE	WEST
Franklin County	★ Franklin	★ Dyer County
★ Grundy County	★ Hickman County	★ Germanton
Jefferson County	★ Houston County	★ Hardeman County
★ Kingsport	★ Macon County	★ Haywood County

Teen Pregnancy

Dyer County utilizes the Protect Respect TN website, designed for teens that allows them to access information on the topics of consent, dating violence, myths, and facts about sexual assault. Dyer County participates in the Teen Pregnancy Prevention month advocating for teen education.

Substance Misuse Prevention

Opioid abuse has been classified as an epidemic in Tennessee. Benton County Health Council has listed substance abuse as one of its top three priorities and utilizes community partnerships to reduce the number of substance abusers in the county. Several initiatives are underway including the Tennessee Community Faith Based Initiative that connects faith-based communities with a variety of resources and works to reduce the stigma of substance abusers. The Tennessee REDLINE is a toll-free information and referral line coordinated by Tennessee Association of Alcohol, Drug, and other Addiction Services (TAADAS) and is available to anyone who needs help. The Rural Health Association of Tennessee provides webinars including *Strategies to Combat Opioid Use in Rural Communities*.

Prevention Alliance of Dyersburg, Dyer County Sheriff's Office, and the Dyer County Health Department collaborated for the National Drug Take Back Day event. Over 119 pounds of expired and unused medications and sharps were collected and future events will be hosted.

Tobacco

Dyer County received Tobacco Settlement funding of \$6,000 have been used to prevent initiation of tobacco use among youth by establishing and strengthening tobacco-free policies in schools, reduce cigarette smoking among adults by establishing and strengthening tobacco-free policies on college/university campuses, educate and inform stakeholders and decision makers on evidence and practice-based policies and programs to reduce exposure to secondhand smoke. The county will continue its efforts with a youth-led initiative called TNSTRONG (Tennessee Stop Tobacco and Revolutionize Our New Generation). The program is a peer-to-peer education and advocacy for prevention of tobacco and nicotine addiction across the state. Youth and advisors gained knowledge on becoming advocated for tobacco policy and education to lead the initiative in their communities. They also learned how tobacco impacts the aquatic realm at the Chattanooga Aquarium.

education to lead the initiative in their communities. They also learned how tobacco impacts the aquatic realm at the Chattanooga Aquarium.

Conclusion

The Dyer County Community Health Needs Assessment was presented to the West Tennessee Healthcare Quality Council on October 2, 2018. The document was approved for submission to the West Tennessee Healthcare Board of Trustees. A presentation was made to the Board of Trustees on October 30, 2018, and the DyerCounty Community Health Needs Assessment was approved on this date. The Assessment will be updated in three years as stipulated in the Patient Protection and Affordable Care Act Pub.L. No.111-148, 124 Stat. 119, enacted March 23, 2010.

DYER COUNTY 2018

Dyer County Community Health Assessment

Health Issue Prevalence Data

September 2018

Allergies

- * 1 in 5 Americans suffer from all types of allergies.
- * Allergies are increasing. They affect up to 30% of adults and 40% of children.
- * Allergies are the 6th leading cause of chronic illness in the U.S.
- * 10% of U.S. children have respiratory allergies.
- * Up to 10% of people report being allergic to penicillin.
- * People visit the emergency room 200,000 times each year because of food allergies.
- * 8.8 million children in the U.S. have skin allergies.

Source: Better Tennessee Health Brief, 2018.

Arthritis, Rheumatoid Arthritis, Gout, Lupus, or Fibromyalgia

Have you ever been told by a doctor, nurse, or other health care professional that you had Arthritis, Rheumatoid Arthritis, Gout, Lupus, or Fibromyalgia? (percent)

	TN
2016	31
2015	32
2014	32.6

Source: Tennessee Department of Health. Behavioral Risk Factor Surveillance System.

Asthma

Have you ever been told by a doctor, nurse, or other health care professional that you had asthma? (percent)

	TN
2016	16.1
2015	14.5
2014	14.4

Source: Tennessee Department of Health. Behavioral Risk Factor Surveillance System.

Asthma in Tennessee:

- * In 2010, asthma prevalence was 6 percent in adults and 9.5 percent in children.
- * Adult asthma prevalence increased with decreasing income and education.

DYER COUNTY 2018

* In 2010, there were 7,059 inpatient hospitalization in Tennessee for a primary diagnosis of asthma and the age-adjusted rate was 109/100,000.

* In 2010, the length of stay for inpatient asthma hospitalizations ranged from 0-52 days with a mean of 3.4 days and a median of 3 days.

*In 2010, there were 37,462 ED visits with an age adjusted rate of 612/100,000.

* Hospital charges for a primary asthma diagnosis totaled \$178.8 million in 2010.

* Almost two-thirds of asthma charges (\$111.6 million) were for inpatient hospitalizations and \$65.2 million for outpatient hospital visits.

* In 2010 66 Tennesseans died due to an underlying diagnosis of asthma and there were 174 deaths for which asthma was listed as any cause of death.

Source: Tennessee Department of Health Division of Policy, Planning & Assessment Surveillance, Epidemiology and Evaluation, 2012.

Cancer

Deaths from Malignant Neoplasms Per 100,000

	Dyer County			TN		
	Total	White	Black	Total	White	Black
2016	336.7	351	318.8	217.5	235.1	178
2015	263.9	277.8	215.3	214.8	229.5	170.4
2014	189.8	200.3	144.8	216.1	231.8	182.4

Rates of SKIN Cancer

Rates of OTHER Cancer

	TN		TN
	Total		Total
2016	7.4	2016	6.5
2015	7.5	2015	6.8
2014	6.8	2014	7.4

Source: Tennessee Department of Health Division of Policy, Planning, and Assessment.

COPD, Emphysema, or Chronic Bronchitis

Have you ever been told by a doctor, nurse, or other health care professional that you had COPD, Emphysema, or Chronic Bronchitis? (percent)

	TN
2016	10.1
2015	9.6
2014	10.7

DYER COUNTY 2018

Source: Tennessee Department of Health. Behavioral Risk Factor Surveillance System.

Dementia/Alzheimer's Disease

* Alzheimer's disease is an irreversible, progressive brain disorder that slowly destroys memory and thinking skills and, eventually, the ability to carry out the simplest tasks.

* Alzheimer's disease is currently ranked as the sixth leading cause of death in the United States, but recent estimates indicate that the disorder may rank third, just behind heart disease and cancer, as a cause of death for older people.

* Over 5 million Americans are living with Alzheimer's Disease 110,000 in Tennessee.

* By 2050, this number is projected to rise to 14 million people, a nearly three-fold increase.

* Tennessee in 2014: 16,000 adults ages 65-74 living with Alzheimer's.

* Tennessee in 2014: 47,000 adults ages 75-84 living with Alzheimer's.

* Tennessee in 2014: 41,000 adults ages 85+ living with Alzheimer's.

Source: Tennessee Department of Health; National Institute on Aging; Centers for Disease Control and Prevention.

Dental Care

Have you visited a dentist, dental hygienist or dental clinic within the past year? (percent)

TN

2016 59.1

2015 58.5

2014 58.3

Source: Tennessee Department of Health. Behavioral Risk Factor Surveillance System.

* TennCare dental benefits are only provided to minors and orthodontists are not typically covered.

* Stigma and shame associated with accessing dental care.

* Low socioeconomic groups, minorities, and those living in fluoride deficient communities are at a high risk for oral disease and are the least likely to be able to access dental care.

Diabetes

Deaths from Diabetes per 100,000

Dyer County

TN

DYER COUNTY 2018

		Total	White	Black		Total	White	Black
2016		37.1	44.7	*		28.4	27.5	37.3
2015		34.3	38.3	17.9		27.1	26.6	32.8
2014		23.7	22.3	36.2		26.3	25.8	33.5
Source: Tennessee Department of Health Division of Policy, Planning, and Assessment.								
Have you ever been told by a doctor that you have diabetes, not including gestational diabetes? (percent)								
		TN						
2016		12.7						
2015		12.7						
2014		13						
Percentage of Population Diagnosed with Diabetes								
		Dyer County				TN		
2018		18				13		
2017		16				13		
2016		12				12		
Source: County Health Rankings and Roadmaps 2016-2018.								
Financial Resources								
Was there a time in the past 12 months when you needed to see a doctor but could not because of cost? (percent)								
		TN						
2016		12.4						
2015		15.5						
2014		15.5						
Individuals under 18 in poverty								
		Region 6				TN		
2017		27.6				25.5		
Source: 2017 Tennessee Behavioral Health County and Region Services Data Book.								
Uninsured Adults-Percent Population Under Age 65 without health insurance								
		Dyer County				TN		
2018		13				15		

DYER COUNTY 2018

2017		16			17			
2016		18			20			
Percent Children Living in Single-Parent households								
		Dyer County			TN			
2016		35			36			
2015		37			36			
2014		36			36			
<u>Source: County Health Rankings and Roadmaps 2014-2016.</u>								
All People in Poverty-Percent								
		Dyer County			TN			
2017		17.8			17.6			
<u>Source: 2017 Tennessee Behavioral Health County and Region Services Data Book.</u>								
Unemployment								
		Dyer County			TN			
2018		6.3			4.8			
2017		7.3			5.8			
2016		8.4			6.7			
<u>Source: County Health Rankings and Roadmaps 2016-2018.</u>								
Heart Conditions								
Death from Diseases of the Heart Per 100,000								
Rate								
		Dyer County				TN		
		Total	White	Black		Total	White	Black
2016		400.3	430.7	281.3		232.1	249.9	196.8
2015		306.2	325.6	197.3		237.5	252.8	190.1
2014		295.2	308.5	253.5		232.0	250.8	189.3
<u>Source: Tennessee Department of Health Division of Policy, Planning, and Assessment.</u>								
Has a doctor, nurse, or other health professional ever told you that you had a heart attack or myocardial infarction? (percent)								
		TN						
2016		5.6						
2015		6						

DYER COUNTY 2018

2014		5.7						
Has a doctor, nurse, or other health professional ever told you that you had angina or coronary heart disease? (percent)								
		TN						
2016		5.4						
2015		4.9						
2014		5.6						
Source: Tennessee Department of Health. Behavioral Risk Factor Surveillance System.								
High Blood Pressure								
Deaths from Cerebrovascular Disease per 100,000								
		Dyer County				TN		
		Total	White	Black		Total	White	Black
2016		76.9	76.6	93.8		52.8	55.1	52.6
2015		34.3	35.1	35.9		52.2	53.9	49.8
2014		31.6	35	18.1		50.7	53.1	48.4
Source: Tennessee Department of Health Division of Policy, Planning, and Assessment.								
Have you ever been told by a doctor, nurse or other health professional that you have high blood pressure? (percent)								
		TN						
2016		41.8						
2015		38.5						
Are you currently taking medicine for your high blood pressure? (percent)								
		TN						
2016		84.55						
Source: Tennessee Department of Health. Behavioral Risk Factor Surveillance System.								
Influenza in rural West Tennessee								
Sentinel Provider Influenza-Like Illness Surveillance Data								
		# Patients						
2017		28						

DYER COUNTY 2018

Source: Tennessee Department of Health Sentinel Provider Influenza-like Illness Surveillance Summary.

Mental Illness

* Mental illness affected 1 in 5 adults in the United States in 2016.

* 18.3 percent or 44.7 million Americans age 18 and older suffer from a diagnosed mental illness.

* 10.4 million age 18+ or 4.2 percent of the population live with a serious, persistent mental illness. Of those, 6.7 percent received treatment.

* 51.5 percent of 18-25 year olds received treatment; 66.1 percent of 26-49 year olds received treatment; 71.5 percent of 50+ received treatment.

* Major depression disorder 6.7 percent of adults had an episode in 2016.

* Bi-polar disorder 2.8 percent of adults.

* Schizophrenia has a prevalence of 0.25-0.64 percent.

* Schizophrenia is one of the top 15 leading causes of disability worldwide.

* Panic disorder 2.7 percent of adults.

* Post traumatic stress disorder 3.6 percent of adults.

Source: National Institute of Mental Health (2018).

Average Number of Mentally Unhealthy Days Reported in Last 30 Days

	Dyer County	TN
2018	4.6	4.5
2017	4.8	4.4
2016	4.6	4.9

Source: County Health Rankings and Road Maps 2016-2018.

Estimated number and percent of people over the age of 18 with serious mental illness in the past year.

	TN
	Percent
2015-2016	5.0
2014-2015	4.4
2013-2014	4.7

Estimated number and percent of people over the age of 18 with any mental illness in the past year

TN

DYER COUNTY 2018

		Percent					
2015-2016		19.6					
2014-2015		19.9					
2013-2014		20.4					

Source: Behavioral Health Indicators for Tennessee and the United States 2018 Data Book.

**Number of behavioral health safety net (BHSN) enrollments and
and enrollments as a percentage of people over age 18 with a
serious mental illness**

		Dyer County		TN		
		#	Percent	Percent		
2017		222	4.1	3.4		
2016		255	4.7	3.5		
2015		308	5.7	4.0		

Source: TN.gov Behavioral Health Safety Net Fast Facts 2015-2017.

Obesity

Percent of Adults who have a body mass index greater than 25-overweight or obese

		Dyer County		TN		
2018		37		32		
2017		37		32		
2016		35		32		

Source: County Health Rankings and Road Maps 2016-2018.

Sexually Transmitted Diseases

Ages 15-17 diagnosed with Chlamydia, gonorrhea, or syphilis

		Dyer County		TN		
Year		#		#		
2016		307		4081		
2015		263		3830		
2014		194		3988		

Source: TN-PRISM (Patient Reporting Investigating Surveillance Manager).

Substance Use

DYER COUNTY 2018

Heavy drinkers (Adult men having more than 14 drinks per week and adult women having more than 7 drinks per week) (percent)

		TN						
2016		5.6						
2015		4.7						
2014		4.1						

Binge drinkers: (Males having five or more drinks on one occasion and females having four or more drinks on one occasion) (percent)

		TN						
2016		13.1						
2015		10.3						
2014		10.6						

Source: Tennessee Department of Health. Behavioral Risk Factor Surveillance System, 2014-2016.

Number and percent TDMHSAS funded treatment admissions with ALCOHOL identified as substance of abuse

		Dyer County		TN				
2016		32/41		5,894/42.1				
2015		52/56.5		6,004/44.7				
2014		61/58.7		6,213/45.9				

Number and percent TDMHSAS funded treatment admissions with CRACK COCAINE identified as substance of abuse

		Region 6		TN				
2016		274/17.1		2,614/18.7				
2015		328/20		2,634/19.6				
2014		340/20.1		2,722/20.1				

Number and percent TDMHSAS funded treatment admissions with HEROIN identified as substance of abuse

		Region 6		TN				
2016		138/8.6		1,518/10.8				
2015		87/5.3		1,069/8				
2014		52/3.1		721/5.3				

Number and percent TDMHSAS funded treatment admissions with MARIJUANA identified as substance of abuse

DYER COUNTY 2018

		Dyer County			TN				
2016		41/52.6			5,327/38				
2015		42/45.7			5,206/38.7				
2014		54/51.9			5,362/39.6				
Number and percent TDMHSAS funded treatment admissions with METH identified as substance of abuse									
		Dyer County			TN				
2016		24/30.8			2,869/20.5				
2015		21/22.8			2,089/15.5				
2014		25/24			1,849/13.7				
Number and percent TDMHSAS funded treatment admissions with OPIOIDS identified as substance of abuse									
		Region 6			TN				
2016		25/59.5			5,792/41.4				
2015		15/*			5,907/43.9				
2014		19/*			5,859/43.3				
Number and percent TDMHSAS funded treatment admissions with OTHER illicit drugs identified as substance of abuse									
		Region 6			TN				
2016		16/*			208/1.5				
2015		15/*			281/2.1				
2014		20/1.2			300/2.2				
Source: 2017 Tennessee Behavioral Health County and Region Services Data Book.									
Number of drug related arrests for adults over 18 in Dyer County									
2017		74							
2016		61							
2015		51							
Source: NIBRS, 2015-2017.									
Teenage Pregnancy									
Pregnancies Age 10-17 per 1,000 Females									
		Dyer County			TN				

DYER COUNTY 2018

		Total	White	Black		Total	White	Black
2016		5.5	4.4	12.2		5.4	4.5	9.7
2015		5.1	4.6	8.2		6	5.1	10.2
2014		6.1	5.3	11		6.3	5.5	10.7
Pregnancies Age 15-17 Per 1,000 Females								
		Dyer County				TN		
		Total	White	Black		Total	White	Black
2016		15.1	12.2	31		13.7	11.5	23.6
2015		13.9	12.9	20.1		15.2	13.2	24.7
2014		15.6	13.1	27.8		16.1	14.2	25.6
Source: Tennessee Department of Health.								
Tobacco Use								
Are you a current smoker?								
		Dyer County				TN		
2018		23				22		
2017		23				22		
2016		24				24		
Source: County Health Rankings and Road Maps 2016-2018.								
Traumatic Brain Injury								
Dyer County								
TBI related fatality count		2						
Relative Rate		0.56						
Source: Traumatic Brain Injury Program Annual Report 2016-2017.								
Key findings								
* A total of 11,334 unique patients were reported to the TBI Registry during 2016. Of these, 7,458 presented with a TBI-related hospitalization (length of stay > 24 hours) and 843 were deceased.								
* 54% of all TBIs were in the senior population (over 55 years).								
* Overall, 58% of TBI patients were males. The number of male TBI patients exceeded females in each age group except in patients over 75 years.								
* Falls were the leading cause of TBI in Tennessee, followed by motor vehicle accidents.								
* Over 10% of concussion-related hospitalizations in 2016 were sports-related, but overall, sports-related concussions are likely underestimated.								

DYER COUNTY 2018

* The age-adjusted TBI hospitalization rate for Tennesseans in 2016 was 84.17 per 100,000, while the age-adjusted death rate was 9.11 per 100,000 residents.

2016 Population

Estimate: 37,708

% White: 83.1

% Black: 14.1

% Other: 2.8

<http://quickfacts.census.gov>

Education Level:

High School Graduate:

83.2%

Bachelor's Degree:

18.4%

<http://quickfacts.census.gov>

Median Household Income: \$42,833

Persons in Poverty: 20%

Children in Poverty: 28.2%

<http://quickfacts.census.gov>

<http://datacenter.kidscount.org>

of Public Schools: 12

<http://tennessee.educationbug.org>

Students Receiving Free/Reduced Lunch:

State Rate: 49.0%

County Rate: 54.7%

<http://datacenter.kidscount.org>

2016 Teen Pregnancy Rates (age 10-17):

State Rate: 5.4/1,000 females

County Rate: 5.5/1,000 females

<https://www.in.gov/health/topic/health-data>

2016 Infant Mortality Rates:

State Rate: 7.4/1,000 births

County Rate: 10.6/1,000 births

<https://www.in.gov/health/topic/health-data>

2018 HEALTH RANKINGS

Health Outcomes: 60

Health Factors: 67

<http://www.countyhealthrankings.org/>

Health Outcomes: represent how healthy a county is within the state. The healthiest county is ranked #1.

This rank is based on: how long people live and how healthy they feel while alive.

Health Factors: represent what influences the health of a county.

This rank is based on: health behaviors, clinical care, social and economic factors, and physical environment factors.

2016 Leading Causes of Death:

1. Heart Disease
2. Cancer
3. Pulmonary Disease
4. Stroke
5. Accidents and Adverse Effects

<https://www.in.gov/health/topic/health-data>

2018 Leading Behavioral Risk Factors:

1. Access to exercise opportunities (62%)
2. Adult Obesity (37%)
3. Physical Inactivity (34%)
4. Alcohol-impaired driving deaths (26%)
5. Adult Smoking (23%)

<http://www.countyhealthrankings.org>

2017-19 Top Health Council Priorities:

1. Obesity
2. Teen Pregnancy/ Substance Misuse
3. Tobacco

Meeting Times:

Regular meetings are the 2nd Tuesday of January, March, May, September & November at noon at McIver's Grant Public Library.

Community Partners:

The Dyer County Health Council is comprised of representatives from area agencies; faith and community-based organizations; schools; colleges; universities; local government; health care providers; businesses; as well as other individuals who work collectively to improve health outcomes in the county. The council's goals are accomplished through regular meetings, strategic planning, identification of resources, and the work of subcommittees that focus on specific health issues.

Tobacco Prevention Projects Year 4

In addition to the \$15 million that was appropriated in the 2014 state budget for three years to support tobacco use prevention projects, the Tennessee Legislature granted a one-time appropriation of \$5M for tobacco prevention activities for state's fiscal year 2017-2018. The funds are being spent on efforts centered on three priority areas: smoking cessation for pregnant women, reduction in youth initiation of nicotine-containing products, and reduction in exposure to secondhand smoke by children. As in the previous three years, funds were dispersed to counties for local-level initiatives.

Dyer County received \$6,000 which will be used to:

- Prevent initiation of tobacco use among youth by establishing and strengthening tobacco-free policies in schools.
- Reduce cigarette smoking among adults by establishing and strengthening tobacco-free policies on college/university campuses.
- Educate and inform stakeholders and decision makers on evidence and practice-based policies and programs to reduce exposure to secondhand smoke.

The county will also continue its efforts with the **TNSTRONG** (Tennessee Stop Tobacco and Revolutionize Our New Generation) Initiative, a youth-led movement of peer-to-peer education and advocacy for prevention of tobacco and nicotine addiction across the state. The initiative began with the 2016 FACT Summit which was held in Pigeon Forge, TN. In 2017, the first Tennessee held a regional TNSTRONG Conference, and the 2018 conference will be held June 3-5 in Chattanooga, TN. TNSTRONG's goal is to become the first tobacco free generation.

Health Promotion Highlights

Pioneering Healthy Communities
(Dynamic Dyer County)

Healthier TN Community

Rural Access to Health, Healthy Active
Built Environment Grant

MicroClinic

Count It! Lock It! Drop It!

Community Wide Tobacco
Prevention Activities

Dyer County Go Girl Go Teams
(Dyersburg Intermediate & Holice Powell
Elementary Schools)

Annual Breastfeeding Event
August 3rd & 4th

LifeMaze

October 2018 –Lannom Center
If you would like more information, or if you are
interested in joining the Dyer County Health Council,
please contact the Health Educator.

Dyer County Health Educator

Robyn Burns

Phone | 731.285.7311 x 1025

E-mail | robyn.burns@tn.gov

Dyer County Health Council Chair

Kristen Bird

Phone | 731.286.3600 x 121

E-mail | kbird@dversburgcityschools.org

DYER COUNTY HEALTH COUNCIL PROFILE (2018)



MISSION STATEMENT:

The Dyer County Community Health Council acts as a working council whose purpose is to address health issues of significance, resource availability and allocation, and to develop strategies to improve health outcomes within the community.

Dyer County Health Council

Meeting Minutes by Robyn Burns

Date: May 8, 2018

Attendees Present: Lisa Traverse, Kristen Bird, Katelynn Newsome, Robyn Burns, Emily Oswald, Nancy West, Sherry Webb, Alex Barnes, Debbie Abel, Lynnsey Park, Penny Hensley, Dana Cobb, Chanda Freeman, Leigh Ann Lehmann, Randy Butler, Christi Bane, Beth Bell, Amanda Spires, Teresa Higdon, Lara Freidhof

Next Meeting Date: September 11, 2018

Time: 12:00 pm

Location: McIver's Grant Public Library

I. Meeting Called to Order

- a. The meeting was called to order at 12:00 p.m. by council chair Kristen Bird.

II. Reading/Approval of Minutes

- a. Kristen Bird requested that the council review the minutes as written. A motion was made to approve the minutes as written by YMCA CEO Randy Butler. There was a second on the motion by Dyer County Headstart Director Sherry Webb. There were 17 members in favor of the motion, none opposed and none abstained from voting, the minutes were approved as written.

III. Old Business

- a. **Coordinated School Health Update-** Dyer County Coordinated School Health Coordinator Jessica Lamkin advised that 277 students have participated in run clubs during the spring. Choctaws across TN walking competition concluded with 20,748 miles completed. CPR/First Aid training was given to 24 high school students on April 23-25th. Finley Elementary School completed yoga classes on April 24th. Holice Powell Elementary School partnered with the Dyer County Health Dept. to provide Go Girl Go Curriculum to 17 4th and 5th grade students. Water Bottle Refill stations are being installed at Finley Elementary during the summer break. Dyersburg City Coordinated School Health Coordinator Kristen Bird advised that 109 employees completed the 10k step challenge with an average of 10,084 steps per day. A total of 42,639,868 steps were taken during the 5 week event. Dyersburg Intermediate School partnered with the Dyer County Health Department to provide Go Girl Go Curriculum to 5th grade students.
- b. **TNSTRONG Update** – Save the Date for the TNSTRONG Youth Summit held on June 3rd through 5th in Downtown Chattanooga. Students and Advisors will be able to gain knowledge on becoming an advocate for tobacco policy and education and leading the initiative in their community. They will also be able to discover how tobacco affects the aquatic realm at the Chattanooga Aquarium. For more information, please contact Public Health Educator Robyn Burns.

IV. New Business

- a. **DEA National Drug Take Back-** Prevention Alliance of Dyersburg and Dyer County Coordinator Christi Bane advised that the National Drug Take Back Day Event was held on April 28th from 10 am to 2 pm at the Dyer County Health Department Parking Lot. This event was a collaboration effort between PADD, Dyer County Sherriff's Office and the Dyer County Health Department. Over 119 pounds of expired or unused medications and sharps were collected. Christi advised that there is hope to also host another Drug Take Back Day in the fall.

- b. **Teen Pregnancy Statistics-** Public Health Educator Robyn Burns shared that this month is Teen Pregnancy Prevention Month. The latest statistics (2016) shows Dyer County with a rate of 5.5 (per 1,000 females aged 10-17) with the state rate being 5.4. Robyn Burns also shared a flyer from the Protect Respect TN website, which is a website designed for teens from the Tennessee Coalition to End Domestic & Sexual Violence. The website allows teens to discover topics including consent, dating violence, myths and facts about sexual assault and etc.
- c. **UT Extension-** FCS Agent Katelynn Newsome shared information regarding her new role as Family/Consumer Science Agent for UT Extension. Katelynn shared that UT Extension partnered with the Dyer County Health Department to host a Food Fiesta for 45 students at Dyersburg Primary School. Students were able to learn about the five food groups, handwashing, heart health, and sample a food from each color of the rainbow. Katelynn also shared that she will be working with her Advisory Committee to bring back Walk Across TN this year, but in the fall.
- d. **Fitness Program-** Certified Life Coach Amy Carroll shared that May is National Physical Fitness and Sports Month. According to the U.S. Dept. of Health and Human Services, less than 5% of adults participate in 30 minutes of physical activity each day; only one in three adults receive the recommended amount of physical activity each week. #MoveinMay is national campaign to encourage adults, children and families to get up and get active in May.

V. Announcements

- a. WRAP Program Manager Penny Hensley shared that April was Sexual Assault Month. Over 2,000 pledges were signed for the "Start by Believing" Campaign.
- b. Randy Butler advised that the Summer Feeding Program will begin at the end of this month and run until mid-July. There will be over 20 sites facilitating the program.

VI. Meeting Adjourned

- a. There was a motion to adjourn the meeting by Christi Bane. A second was made on the motion by Katelynn Newsome. There were 17 members in favor of the motion, none opposed, and none abstained. The meeting was adjourned at 1:00 pm.
- b. The next combined Health Council/ Interagency Meeting will be on September 11th at 12:00 pm at McIver's Grant Public Library.